

# Applicant Trends and Funding Patterns in OHFA's Save the Dream Ohio 2021 Program

Sarah Stouffer-Lerch

## Introduction

The Save the Dream Ohio 2021 (SDO) program provides financial assistance to Ohio homeowners affected by the COVID-19 pandemic, **preventing mortgage delinquencies, foreclosures, and other negative housing outcomes.**

## SDO 2021 Overview

- Since **August 2021**, SDO has disbursed **over \$28 million** of its \$260 million allotment.
- Applicant income limits are calculated based on **150% of Union County's AMI**, the county with the highest AMI in Ohio
- SDO assists both renters and homeowners. This analysis focused on homeowners.

## Objectives

- Better understand the **characteristics of applicants** who apply to SDO.
- Determine what **opportunities exist to provide funding to Ohioans with need but are not currently receiving funding.**

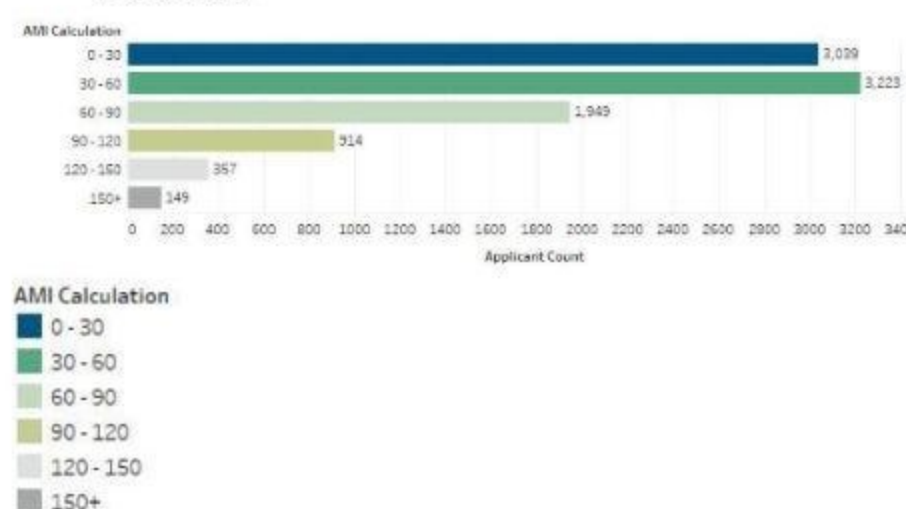
## Methods

- Data were obtained from CoreLogic, TrueStandings, US Census and OHFA
- R, Stata, Microsoft Excel and Tableau were used to visualize and analyze data

## Applicant Analysis

### Overall characteristics of SDO applicants:

- 65% of applicants make below 60% of AMI
- 60% of applicants below 30% AMI are cost burdened



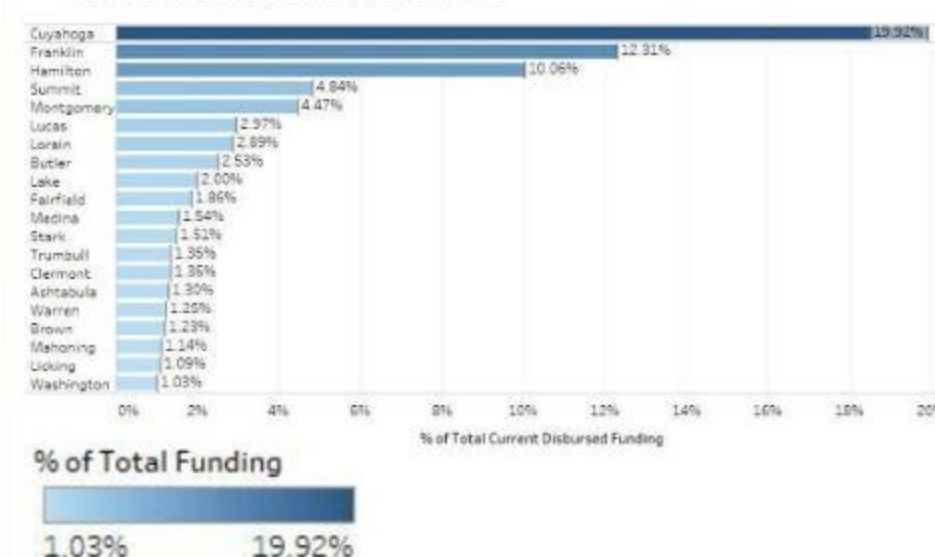
- 60% of applicants are female
- 38% of the applicants are from Cuyahoga, Franklin, and Hamilton counties
- Adams, Meigs, and Brown counties have the highest proportions of applicants per 1000 people



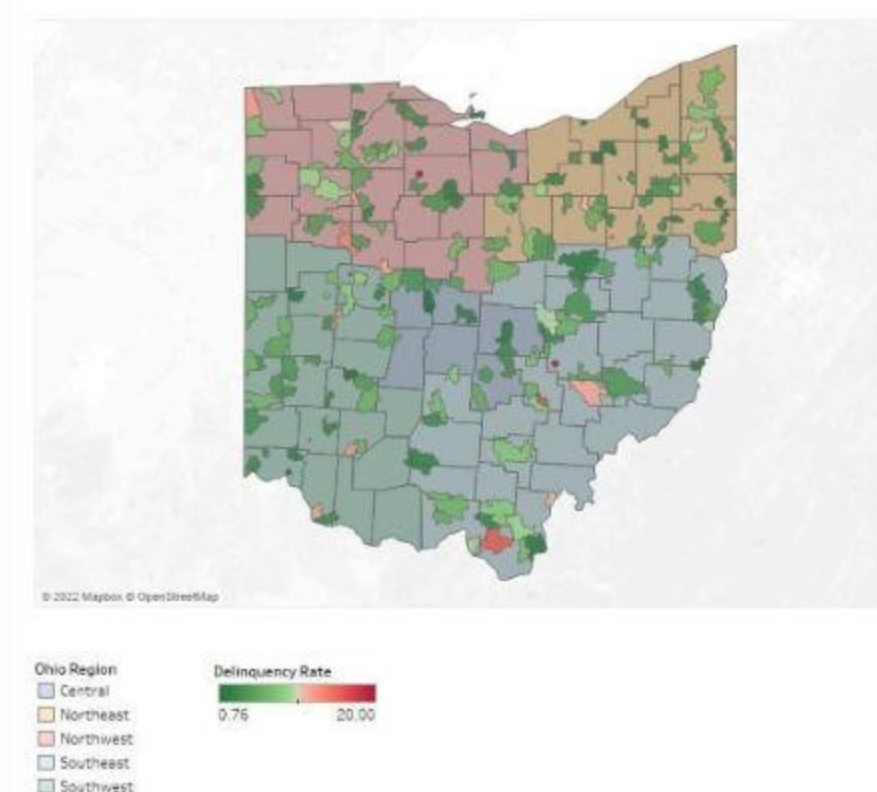
## Assistance Trends

### General assistance patterns:

- 39% of total applicants are funded
- Cuyahoga, Franklin, and Hamilton counties account for 42% of current disbursed assistance



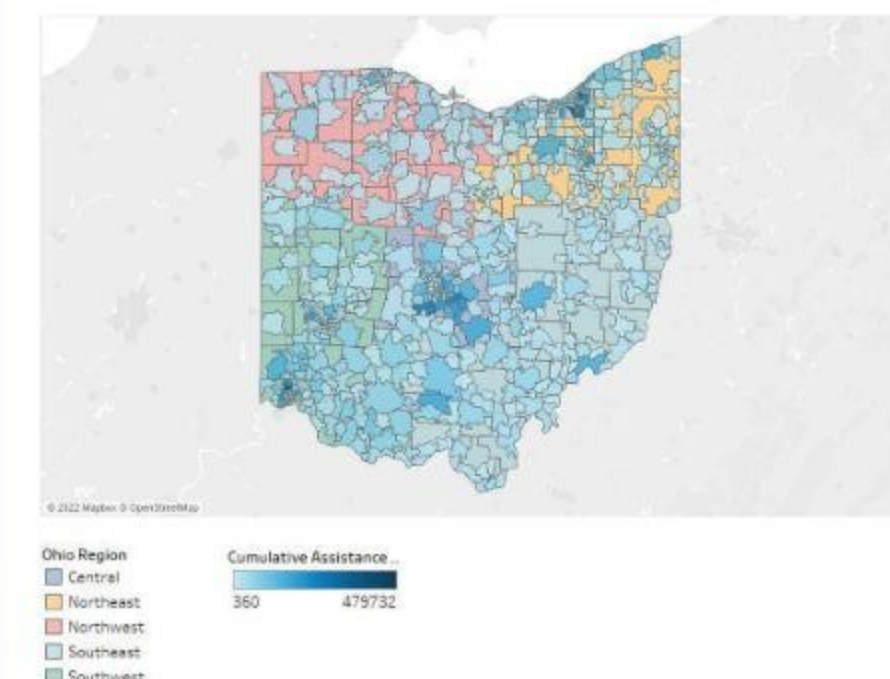
- At the zip code level, areas with need\* that are not currently receiving assistance are mostly concentrated in rural areas



\* Zip codes with any level of delinquency with cumulative funding of less than or equal to 0

## Outcomes

### Cumulative assistance by zip codes with need:



### Funding by region:

- Central: \$4.6 million
- Northeast: \$11.3 million
- Northwest: \$2.4 million
- Southeast: \$2.5 million
- Southwest: \$7.4 million

## Conclusions

- Assistance trends generally address need, with zip code data revealing funding gaps
- Housing assistance need is dependent on many factors, including income, race, location, and urban-rural typology
- Rural areas may require more programmatic outreach and engagement

## Further Research

- Data collection on why applicants are declined would be useful for internal use
- Understanding how applicants heard of the SDO program could be used to improve outreach methods